




















Harbor Light Preschool Academy AT HOME- Architects



HELLO SUMMER!



DAILY ACTIVITIES	Monday 6/1	Tuesday 6/2	Wednesday 6/3	Thursday 6/4	Friday 6/5 LAST DAY!
READ-ALoud	"Only One You" By Linda Kranz 	"Rainbow Fish and the Big Blue Whale" by Marcus Pfister 	"Mrs. Spitzer's Garden" By Edith Pattou 	"Oh the Places You'll Go" by Dr. Seuss 	"I Wish You More" By Amy Krouse Rosenthal 
SCIENCE OR ART	TIE DYE vs. BLEACH BONANZA 	My FUTURE is BRIGHT! Self-Portrait (PDF) 	SALT WATER PAINTING (see link) 	Create a Summer BUCKET LIST! (PDF)	Make your own kaleidoscope to see the world through a different lens! (see link) 
MATH MINUTE	SEASHELLS NUMBER MEMORY GAME	HUNGRY SHARK Subtraction Math (PDF)	PATTERNING PLAY DOUGH	SHARK BITE Color By Tallies (PDF) 	Write your numbers in the SAND! Try addition and subtraction problems
JOURNAL PROMPTS	"One day on the beach..."	"If I lived in the ocean, I would..."	"I know summer is here because..."	"On a hot day, I would rather.....because..."	"My favorite part of preschool was.....because..."
MOVEMENT & MUSIC	GYM w/Mr. Erik 	MUSIC w/Miss Liz 	GYM w/Mr. Erik 	MUSIC w/Miss Liz 	GYM w/Mr. Erik 
ADDITIONAL ACTIVITIES	Watch a quick time lapse of our butterflies so far! 	SPANISH w/Mr. Erik 	Sensory Sand Foam (see link)	SPANISH w/Mr. Erik 	 NO ZOOM TODAY! IT'S GRADUATION DAY!

Harbor Light Preschool Academy AT HOME- Architects

INSTRUCTIONS/MATERIALS:

EVERY DAY: Sign-in by writing name (PDF)
Report the weather..
Answer the "Question of the Day"
Meet us at morning meeting @9:30 am.
Complete the JOURNAL PROMPT

MONDAY:

→ TIE DYE vs. BLEACH

- Dye kits with bottles
- Rubber bands
- white clothing item
- Dark clothing item
- Bleach (USE WITH ADULT)

→ SEASHELL MEMORY

Gather seashells on your next trip to the beach, bring them home and label the back of them with numbers! (You will need 20 shells. Write two of EACH number.) With the number facing down, choose 2 at a time and test your memory and number matching skills!

TUESDAY:

→ My FUTURE is BRIGHT Self-Portrait: Gather your materials and join Miss Jean for ART.

- ◆ Construction paper
- ◆ Scissors
- ◆ Glue
- ◆ Crayons/Markers
- ◆ Sunglasses printable (PDF)

→ HUNGRY SHARK Subtraction Math:: Students practice subtraction while snacking!

- ◆ Math mat (PDF)
- ◆ Goldfish crackers (or any snack will do!)
- ◆ Sheet protector/oversized ziploc bag (use to protect math mat; use dry erase marker and reuse mat over and over again!)
- ◆ Dry erase marker

Harbor Light Preschool Academy AT HOME- Architects

WEDNESDAY:

→ SALT WATER PAINTING

- Watercolor paper (works best for soaking up extra water)
- Watercolor paints
- Paintbrushes
- Salt
- Oil pastels (optional)

Wet your paper, add some water color, pinch and sprinkle salt in some spots and spread gently, watch the science! Bubbles! For added fun, draw ocean creatures with oil pastels for "resistance art"!!

<https://littlebinsforlittlehands.com/ocean-theme-craft/>

→ PATTERNING PLAY DOUGH: practice your patterning skills!

Take two different colors of playdough, roll out a bunch of balls to use for patterning

Try an "AB" pattern (eg. blue, yellow, blue yellow), ABA (eg. blue, yellow, blue, blue yellow, blue) or ABB (eg. blue yellow yellow, blue yellow yellow)

→ SAND FOAM

<https://pagingfunmums.com/2014/10/30/sand-foam-two-ingredients-for-super-sensory-fun/>

THURSDAY:

→ Create a SUMMER BUCKET LIST:(PDF): Have your student practice their writing skills while setting goals for a fun summer!

→ SHARK BITE: Color by tallies! (PDF) Join Miss Jean and learn about tally marks while coloring a cool underwater predator!

- ◆ Color by Tallies printable
- ◆ Colored pencils/crayons/markers

FRIDAY

→ Make a Kaleidoscope: <https://littlebinsforlittlehands.com/how-to-make-a-simple-kaleidoscope-for-kids/>

- ◆ Pringles can or paper towel roll
- ◆ Shimmery scrapbook paper or aluminum foil
- ◆ Hammer and nail
- ◆ Clear glue
- ◆ Tissue paper, sequins, glitter

AND, THAT'S A WRAP, ARCHITECTS!

CONGRATULATIONS!!

HAVE A FUN SUMMER!

MUCH LOVE,

MISS JEAN & MISS MARY KATE